












SBJ0747 – Complete set plus 2 extra inserts (Left to Right)

Front Lip	SBJ0700 Can be ordered separately or as part of the all crop set		
First Position	SBJ0742B – uses 7 inserts of SBJ0740BB Max thresh (boronized) has more but smaller holes with helical bars for our best threshing action. Insert is reversible as the helical bars wear allowing double the life of the insert.	 SBJ0740BB	
Second Position	SBJ0742 – uses 7 inserts of SBJ0740B Max thresh regular with helical bars and slightly larger holes than the boron max thresh, allowing partial separation. Insert is reversible as the helical bars wear allowing double the life of the insert.	 SBJ0740B	
Third Position	SBJ0742M1 – uses 1 insert of SBJ0740D and 6 inserts of SBJ0740B Max thresh regular along with one round bar box installed for early separation.	 SBJ0740D	 SBJ0740B
Fourth Position	SBJ0743M2 – uses 2 inserts of SBJ0740D and 5 inserts of SBJ0740C Standard concave with two round bar inserts installed on the Z plate (release) side for needed balance and early separation.	 SBJ0740D	 SBJ0740C
Fifth Position	SBJ0744M2 – uses 5 inserts of SBJ0740D and 2 inserts SBJ0740C Concave has two standard boxes on the 'infeed' side for added threshing and five round bars for separation	 SBJ0740D	 SBJ0740C
Sixth Position	SBJ0744M1 – uses 6 inserts SBJ0740D and 1 insert SBJ0740C Has one standard and six round bar inserts for a balance of thresh/ separate	 SBJ0740D	 SBJ0740C

Part Number for frame only: SBJ0740
Extra inserts are 1 x SBJ0740B and 1 x SBJ0740D

Quantity Breakdown:
SBJ0740B x 13
SBJ0740BB x 7

SBJ0740C x 8
SBJ0740D x 14